

Plainview-Old Bethpage  
Central School District



**UPDATED ENROLLMENT DATA**

---

**REPORT TO THE  
BOARD OF EDUCATION**

**MARCH 27, 2023**

# Summary of Enrollment Challenges



# Enrollment Trends: 2016/17 - 2022/23

	2016 17	% of LEVEL	2017 18	2018 19	2019 20	2020 21	2021 22	2022 23	% of LEVEL	% GROWTH	ADJUSTED ENROLLMENT	DELTA
<b>DISTRICT</b>	<b>4860</b>		4933	4937	4955	4972	5056	<b>5203</b>		7.1%	5203	
OB	407	22.8%	393	394	395	406	418	435	23.0%	6.9%	436	-1
JJP	406	22.7%	392	426	398	369	372	392	20.7%	-3.4%	435	-43
PAS	449	25.1%	467	475	445	435	422	439	23.2%	-2.2%	481	-42
SR	527	29.5%	517	540	547	577	620	626	33.1%	18.8%	564	62
ELEM	1789		1769	1835	1785	1787	1832	1892		5.8%	1915	-23
MMS	744	49.1%	742	732	746	778	773	772	46.5%	3.8%	797	-25
POBMS	770	50.9%	822	835	870	849	848	889	53.5%	15.5%	824	65
MIDDLE	1514		1564	1567	1616	1627	1621	1661		9.7%	1621	40
JFKHS	1557		1600	1535	1554	1558	1603	1650		6.0%	1667	-17



# Summary of Elementary Enrollment Challenges

## **Stratford Road Elementary School (SR)**

- Enrollment increased *18.8% or 99 students* since 2016/17
- Projected enrollment for 2023/24 is 639 students (*200 students greater than PAS*)
- Building has *exhausted existing instructional spaces*

## **Judy Jacobs-Parkway Elementary School (JJP)**

- Enrollment decreased *3.4% or 14 students* since 2016/17
- *Projected enrollment for 2023/24 is flat* at 395 students

## **Pasadena Elementary School (PAS)**

- Enrollment decreased *3.4% or 10 students* since 2016/17
- *Projected enrollment for 2023/24 is flat* at 432 students



# Summary of Middle School Enrollment Challenges

## **POB Middle School (POBMS)**

- Enrollment increased *15.5% or 119 students* since 2016/17
- Projected enrollment for 2023/24 is 914 students (*120 students greater than MMS*)
- Projected enrollment for 2024/25 is *175 students greater than MMS*
- Projected enrollment for 2026/27 is *200 students greater than MMS*

## **Mattlin Middle School (MMS)**

- Enrollment is projected to decrease in each of the next five school years
- Projected enrollment will be less than 700 students beginning in the 2025/26 school year (677 students), 2026/27 (652 students), & 2027/28 (647 students)



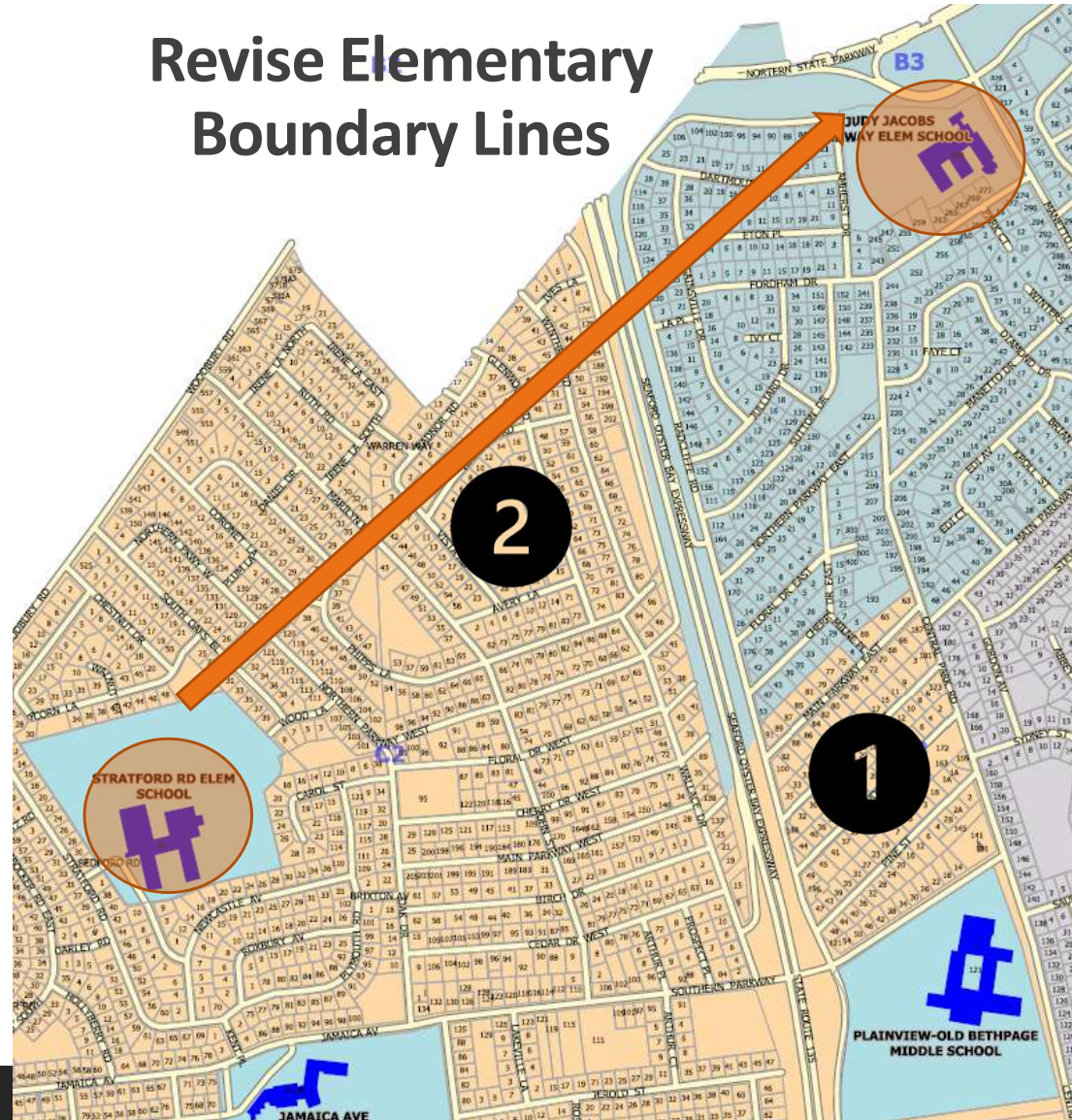
# Recommended Solutions to Enrollment Challenges



# Revise Elementary Boundary Lines



*Zones 1 & 2:  
Shift enrollment  
from SR to JJP*



	STREET NAME
<b>ZONE 1</b>	CEDAR DRIVE EAST
<b>ZONE 1</b>	CENTRAL PARK ROAD (131 - 187) ODD
<b>ZONE 1</b>	MAIN PARKWAY EAST
<b>ZONE 1</b>	MIDWOOD DRIVE
<b>ZONE 1</b>	PINE STREET
<b>ZONE 1</b>	RADCLIFFE ROAD

<b>ZONE 2</b>	AVERY LANE
<b>ZONE 2</b>	GLENWOOD ROAD
<b>ZONE 2</b>	IVES LANE
<b>ZONE 2</b>	MARILYN BLVD (40 - 56)
<b>ZONE 2</b>	PHIPPS LANE (53 and up)
<b>ZONE 2</b>	RADNOR ROAD
<b>ZONE 2</b>	ROXTON ROAD
<b>ZONE 2</b>	VISTA ROAD
<b>ZONE 2</b>	WARREN WAY (3 & 4 ONLY)
<b>ZONE 2</b>	WAYLAND ROAD
<b>ZONE 2</b>	WINTHROP ROAD

# Shift Enrollment from SR to JJP

## 2023/2024 School Year (Zones 1 & 2)

### **Incoming Kindergarten**

- Students with sibling(s) in Grades 1-4 living in zones 1 & 2 will be provided an option to attend SR or JJP for elementary school (Grades K-4)
- Students without a sibling in Grades 1-4 living in zones 1 & 2 will attend JJP for elementary school (Grades K-4)

### **New Entrants (Grades K-4)**

New entrants living in zones 1 & 2 will be zoned for JJP

### **Current Students (Grades 1-4)**

- Students in Grades 1-4 living in zones 1 & 2 will be provided an option to attend SR or JJP for elementary school (Grades 1-4)





# Potential Enrollment Impact

## 23/24 Projected Enrollment

ELEMENTARY SCHOOLS	OB	JJP		PAS	SR		TOTAL
K	82	80		81	125		368
1	87	93		93	128		401
2	88	69		98	135		390
3	97	73		77	125		372
4	82	80		83	126		371
<b>TOTAL</b>	<b>436</b>	<b>395</b>		<b>432</b>	<b>639</b>		
			<b>831</b>			<b>1071</b>	<b>1902</b>
<b>ENROLLMENT %</b>	<b>22.9%</b>	<b>20.8%</b>		<b>22.7%</b>	<b>33.6%</b>		<b>240</b>
			<b>43.7%</b>			<b>56.3%</b>	

## Kindergarten Movement Only

ELEMENTARY SCHOOLS	OB	JJP		PAS	SR		TOTAL
K	82	92		81	113		368
1	87	93		93	128		401
2	88	69		98	135		390
3	97	73		77	125		372
4	82	80		83	126		371
<b>TOTAL</b>	<b>436</b>	<b>407</b>		<b>432</b>	<b>627</b>		
			<b>843</b>			<b>1059</b>	<b>1902</b>
<b>ENROLLMENT %</b>	<b>22.9%</b>	<b>21.4%</b>		<b>22.7%</b>	<b>33.0%</b>		<b>216</b>
			<b>44.3%</b>			<b>55.7%</b>	

## Kindergarten with 50% Opt-In Gr. 1 - 4

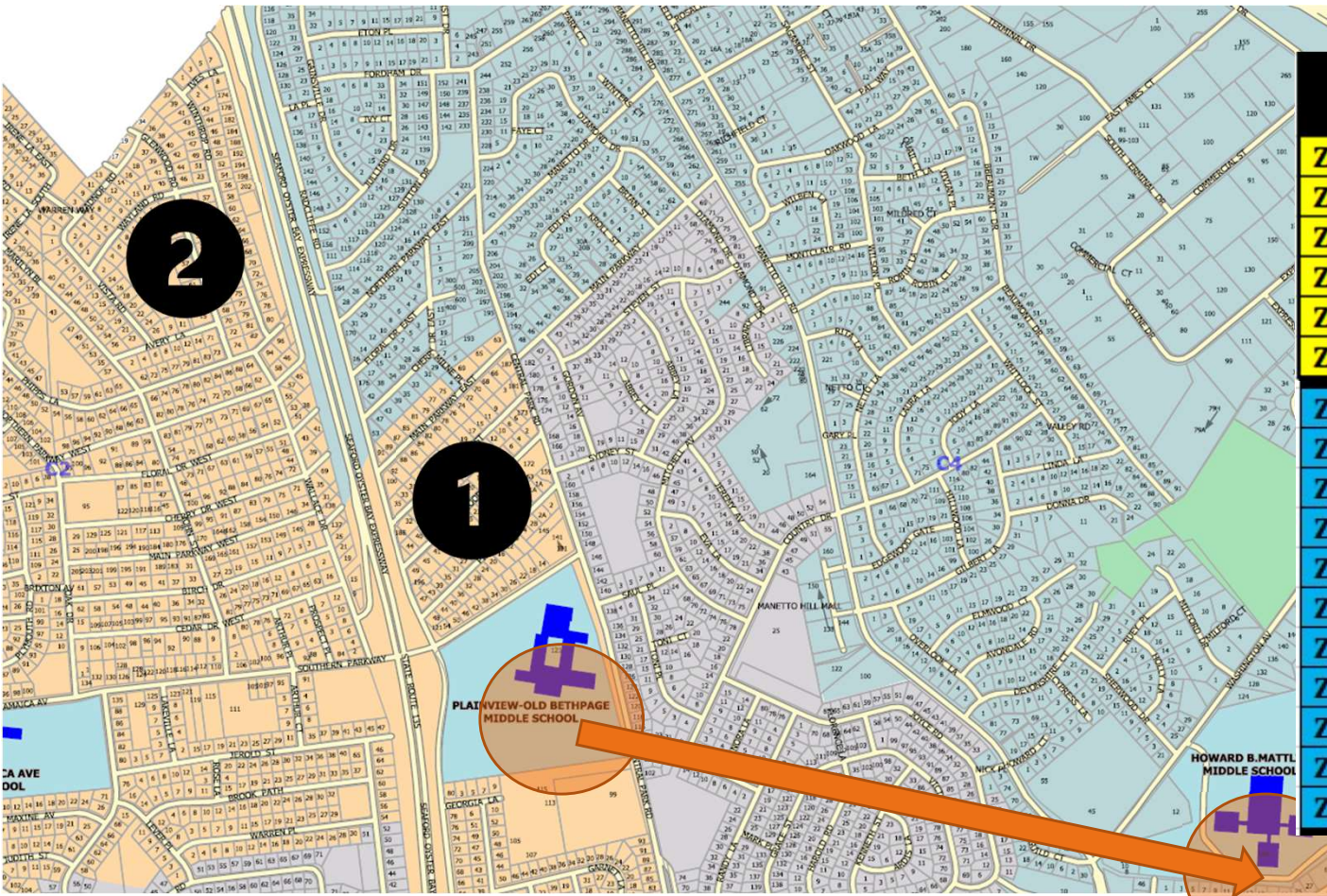
ELEMENTARY SCHOOLS	OB	JJP		PAS	SR		TOTAL
K	82	92		81	113		368
1	87	101		93	120		401
2	88	74		98	130		390
3	97	80		77	118		372
4	82	87		83	119		371
<b>TOTAL</b>	<b>436</b>	<b>434</b>		<b>432</b>	<b>600</b>		
			<b>870</b>			<b>1032</b>	<b>1902</b>
<b>ENROLLMENT %</b>	<b>22.9%</b>	<b>22.8%</b>		<b>22.7%</b>	<b>31.5%</b>		<b>162</b>
			<b>45.7%</b>			<b>54.3%</b>	

## Kindergarten with 100% Opt-In Gr. 1 - 4

ELEMENTARY SCHOOLS	OB	JJP		PAS	SR		TOTAL
K	82	92		81	113		368
1	87	108		93	113		401
2	88	79		98	125		390
3	97	87		77	111		372
4	82	93		83	113		371
<b>TOTAL</b>	<b>436</b>	<b>459</b>		<b>432</b>	<b>575</b>		
			<b>895</b>			<b>1007</b>	<b>1902</b>
<b>ENROLLMENT %</b>	<b>22.9%</b>	<b>24.1%</b>		<b>22.7%</b>	<b>30.2%</b>		<b>112</b>
			<b>47.1%</b>			<b>52.9%</b>	

# Revise Middle School Boundaries

Zones 1 & 2:  
Shift enrollment from  
POBMS to MMS



	STREET NAME
<b>ZONE 1</b>	CEDAR DRIVE EAST
<b>ZONE 1</b>	CENTRAL PARK ROAD (131 - 187) ODD
<b>ZONE 1</b>	MAIN PARKWAY EAST
<b>ZONE 1</b>	MIDWOOD DRIVE
<b>ZONE 1</b>	PINE STREET
<b>ZONE 1</b>	RADCLIFFE ROAD
<b>ZONE 2</b>	AVERY LANE
<b>ZONE 2</b>	GLENWOOD ROAD
<b>ZONE 2</b>	IVES LANE
<b>ZONE 2</b>	MARILYN BLVD (40 - 56)
<b>ZONE 2</b>	PHIPPS LANE (53 and up)
<b>ZONE 2</b>	RADNOR ROAD
<b>ZONE 2</b>	ROXTON ROAD
<b>ZONE 2</b>	VISTA ROAD
<b>ZONE 2</b>	WARREN WAY (3 & 4 ONLY)
<b>ZONE 2</b>	WAYLAND ROAD
<b>ZONE 2</b>	WINTHROP ROAD



# Shift Enrollment from POBMS to MMS

## 2023/2024 School Year (Zones 1& 2)

### **New Entrants (Grades 5-8)**

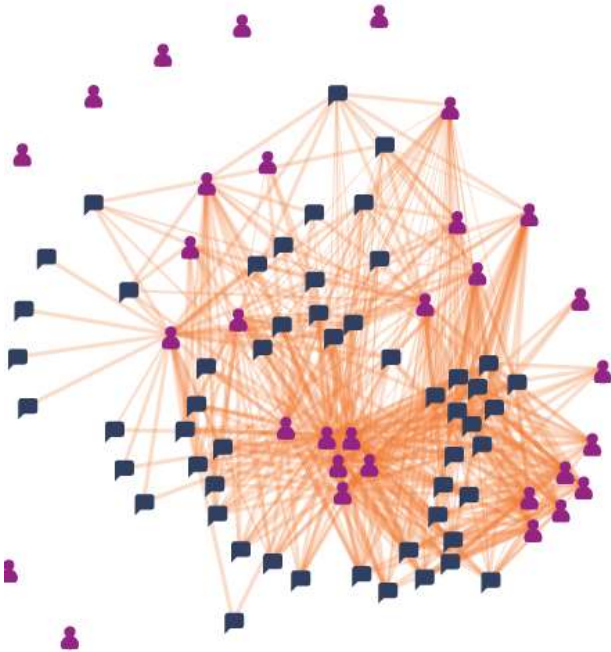
- New entrants living in zones 1 & 2 will be zoned for MMS

### **Current Students (Grades 5-8)**

- Students in Grades 5-8 living in zones 1 & 2 will be provided an option to attend POBMS or MMS for middle school (Grades 5-8)



# Feedback from Families in Zones 1 & 2



52  
Participants

54  
Thoughts

578  
Ratings

My daughters are in 7th grade. They just got acclimated to the school and made new friends. It would not be a good thing for them emotionally to change. It is their last year. The upcoming 8th graders did not have a formal graduation in 4th grade. We should keep ALL the upcoming 8th graders in POBMS

4.3 ★★★★★ (15)   
 Ranked #1 of 54



Comment Action

Families that have a child at POBMS already and an incoming 5th grader should have the choice for the 5th grader to enter POBMS. We live 2 blocks away. My 8th grader and 5th grader and would like them to stay together at POBMS. It would be hard to be on 2 different MS schedules. We live 2 blocks away

4.2 ★★★★★ (16)   
 Ranked #2 of 54



Comment Action

The district needs to do what is least disruptive to families as a whole. Elementary students going to middle school, the school situation should have caveats to families with children already at the specific middle schools.

4.2 ★★★★★ (16)   
 Ranked #3 of 54



Comment Action

If my son has an IEP and needs to be in an ICT class will there still be an ICT class offered at both middle schools?

4.2 ★★★★★ (15)   
 Ranked #4 of 54



Comment Action

# Potential Enrollment Impact

## 23/24 Projected Enrollment

MIDDLE SCHOOLS	MMS	POBMS	TOTAL
5	194	241	435
6	187	249	436
7	207	227	434
8	206	197	403
<b>TOTAL</b>	<b>794</b>	<b>914</b>	<b>1708</b>
<b>ENROLLMENT %</b>	<b>46.5%</b>	<b>53.5%</b>	
<b>DELTA</b>			<b>120</b>

## Grades 5-8 with 50% Opt-In

MIDDLE SCHOOLS	MMS	POBMS	TOTAL
5	204	231	435
6	195	241	436
7	213	221	434
8	214	189	403
<b>TOTAL</b>	<b>826</b>	<b>882</b>	<b>1708</b>
<b>ENROLLMENT %</b>	<b>48.4%</b>	<b>51.6%</b>	
<b>DELTA</b>			<b>56</b>



## Grades 5-8 with 100% Opt-In

MIDDLE SCHOOLS	MMS	POBMS	TOTAL
5	213	222	435
6	204	232	436
7	219	215	434
8	221	182	403
<b>TOTAL</b>	<b>857</b>	<b>851</b>	<b>1708</b>
<b>ENROLLMENT %</b>	<b>50.2%</b>	<b>49.8%</b>	
<b>DELTA</b>			<b>6</b>

# Questions or Concerns

